



Jaaji Technologies

Sophistication with Simplicity

inSis



Reports

Digitalize your Manual Reports
and increase the efficiency of operations



Our Valued Customers



Oil & Gas



Chemical



Metals & Mining



Power & Renewables



BVPL



S V POWER PVT LTD



Engineering



Cement & Others



Anjani Portland Cement Limited
(A Subsidiary of Chettinad Cement Corporation Ltd.)



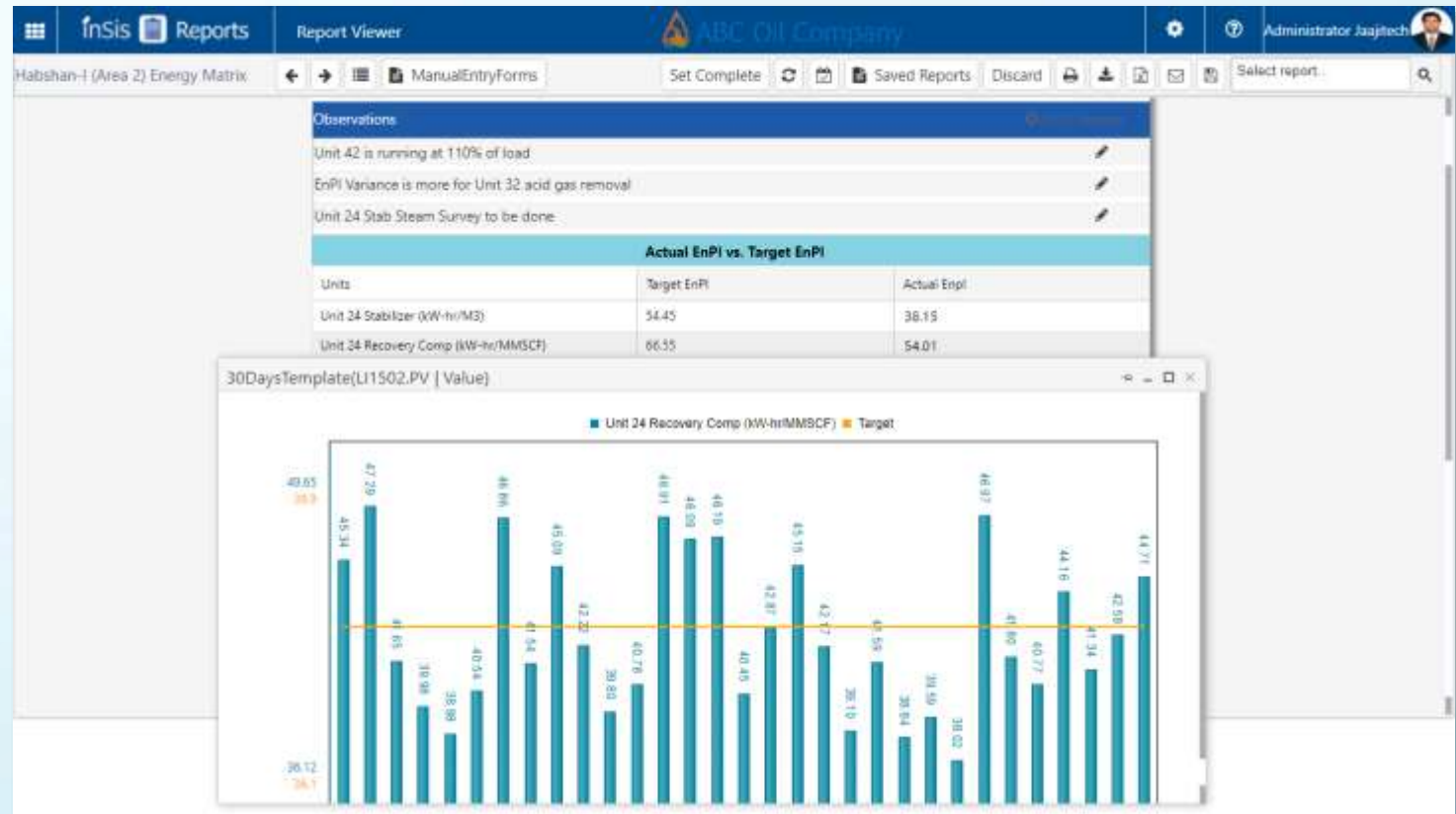
Jaaji Technologies
Sophistication with Simplicity

Our solutions meet the specific needs of your manufacturing plants



inSis Reports Automation

- inSis Reports collects and stores the real-time data from,
 - ✓ DCS, Historians
 - ✓ LIMS
 - ✓ SAP Etc.
- Web-based, self-service reports configuration, generation & distribution
- Comprehensive management of Reports central with role-based access
- Customizable Manual Data Forms to collect manual data from users
- Can handle typical Calculations required for report
- Integration between Dashboards, Reports for better data visibility and understanding
- Report can be scheduled and shared for collaboration



Web Based Reports



Report Monitoring



Reports Sharing



Email Report



Report Scheduler

Challenges in Manual Reports



Human Errors in Manual Data logging/retrieval

Processing of data in spreadsheets is time consuming

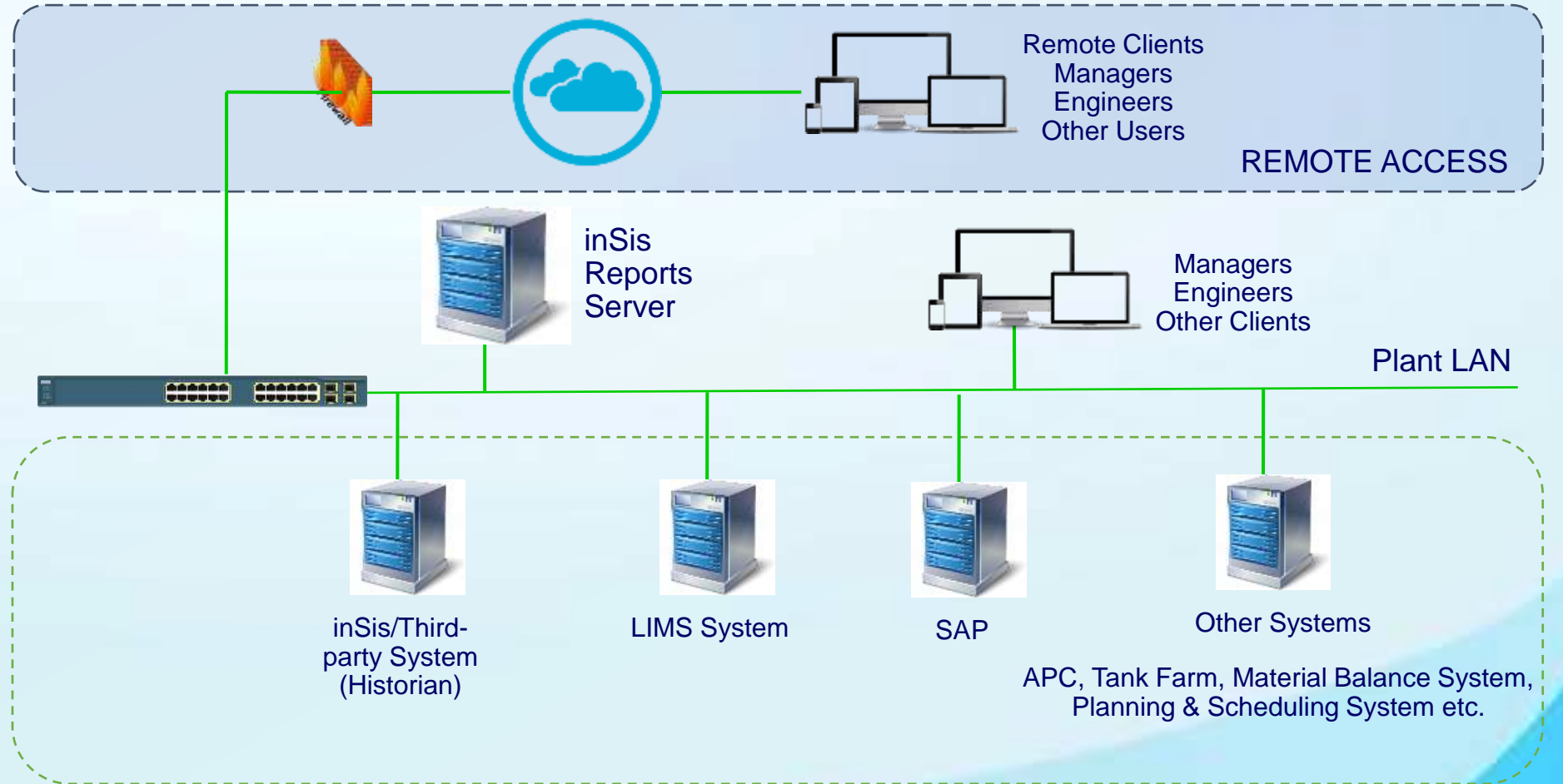
Inaccuracy in complex process calculations

Data entry can be a time-consuming process

Lack of governance for data distribution

Inadequate data analytics

System Architecture



Solution features

01

A comprehensive reporting platform which enable users to create, schedule and share a report

02

User can schedule custom reports at his own intervals

03

Manage Inter Dependent Reports

04

Data Integration & Processing, Self-service, flexibility and user-friendliness

05

Rich Visualizations & Drilldowns. Built-in Support for custom header & footer.

Intuitive UI & configurable Reports Layout

06

Quick share by Email . Export to Excel, Export to PDF

07

Embed custom views for Real-time & Historical Data Reporting

08

Set complete life cycle by Approve and Reject rights

09

Reports Personalization & collaboration

10

Types of Reports



On Demand Reports

The user selects required Reporting periods to view, share and download the required Report.



Scheduled Reports

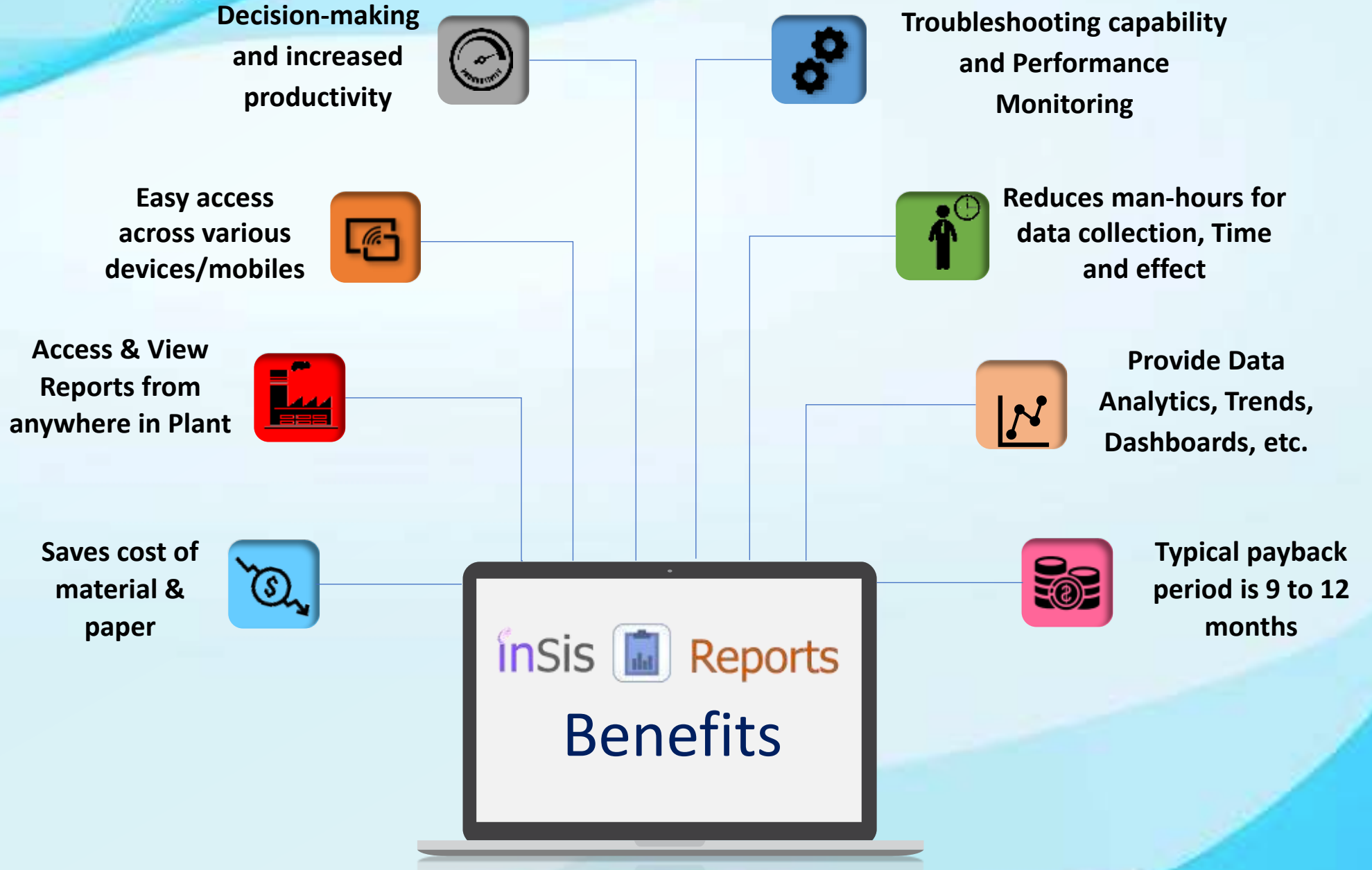
At the scheduled time, the reports are generated and saved in XML/PDF formats. Optionally, the reports are configured to be delivered by email.



Traditional Workflow based Reports

In this process reports are generated and approved using workflow.

Benefits



Report Sharing

Role-based access ensures data confidentiality

The screenshot displays the InSis Suite Reports interface for ABC Oil Company. The main report, titled 'Crude Unit Operating Parameters', shows a table of data for September 16, 2021, from 00:00 to 18:00. The table includes columns for Time, Crude Feed Flow, Total Crude to Atm Heater, and HW Rundown. A sharing sidebar on the right is open, showing options to share the report with users, user groups, or roles. The sidebar includes a search field with 'Admin@abc.com' entered, and checkboxes for 'Notify By Email', 'Copy To Self', 'Prepare', 'Edit', and 'Approve'. A 'Share' button is also visible.

Time	Crude Feed Flow	Total Crude to Atm Heater	HW Rundown
16-Sep-21 00:00	503.92	547.88	9.91
16-Sep-21 01:00	504.88	543.66	9.88
16-Sep-21 02:00	505.83	539.44	9.84
16-Sep-21 03:00	506.79	535.22	9.81
16-Sep-21 04:00	507.74	531.00	9.77
16-Sep-21 05:00	508.70	526.78	9.74
16-Sep-21 06:00	509.66	522.56	9.71
16-Sep-21 07:00	510.61	518.34	9.67
16-Sep-21 08:00	511.57	514.12	9.64
16-Sep-21 09:00	512.52	509.90	9.60
16-Sep-21 10:00	513.48	505.68	9.57
16-Sep-21 11:00	514.44	501.46	9.54
16-Sep-21 12:00	515.39	497.24	9.27
16-Sep-21 13:00	516.35	493.02	9.00
16-Sep-21 14:00	517.30	488.80	9.36
16-Sep-21 15:00	518.26	484.58	9.72
16-Sep-21 16:00	519.22	480.36	10.08
16-Sep-21 17:00	520.17	476.14	10.04
16-Sep-21 18:00	521.13	471.92	10.00

Auto Schedule Report

Reports can be scheduled at user-defined time for every hour/day/week.

The screenshot displays the InSis suite Report Builder interface for ABC Oil Company. The main window shows a table titled "Crude Unit Operating Parameters" with columns for Time, Crude Feed Flow, Total Crude to Alm. Heats, and HN Run-down. A "Report Scheduler" dialog box is open, allowing users to configure report scheduling. The dialog includes options to enable scheduling, set specific times, and choose whether the report is recurring. It also provides checkboxes for saving the report as a PDF in a folder, as an Excel file in a folder, or sending it via email, along with a "Save" button.

Time	Crude Feed Flow	Total Crude to Alm. Heats	HN Run-down
16-Sep-21 00:00	503.92	547.88	9.91
16-Sep-21 01:00	504.88	543.66	9.88
16-Sep-21 02:00	505.83	539.44	9.84
16-Sep-21 03:00	506.79	535.22	9.81
16-Sep-21 04:00	507.74	531.00	9.77
16-Sep-21 05:00	508.70		
16-Sep-21 06:00	509.66		
16-Sep-21 07:00	510.61		
16-Sep-21 08:00	511.57		
16-Sep-21 09:00	512.52		
16-Sep-21 10:00	513.48		
16-Sep-21 11:00	514.44		
16-Sep-21 12:00	515.39		
16-Sep-21 13:00	516.35	493.02	9.00
16-Sep-21 14:00	517.30	488.80	9.36
16-Sep-21 15:00	518.26	484.58	9.72
16-Sep-21 16:00	519.22	480.36	10.08
16-Sep-21 17:00	520.17	476.14	10.04
16-Sep-21 18:00	521.13	471.92	10.00

Report Scheduler

Enable Scheduling: ON

Schedule Times: 17-Sep-2021 1:48 PM

Is Recurring: OFF

SavePdf InFolder SaveExcel InFolder SendAsMail

Save

Report sharing

Reports can be shared in PDF format to specific Users through Email

The screenshot displays the InSis suite Reports Report Viewer interface. The top navigation bar includes the InSis suite logo, 'Reports Report Viewer', and 'ABC Oil Company'. The user 'ravil Jaajitech' is logged in. The main content area shows an email composition window titled 'Send As Email'. The email details are as follows:

- To: Admin@abc.com
- Cc: JTEngineer@abc.com
- Subject: Crude Unit Operatin Parameter Report
- Message: Dear Team
Please Find the Daily Report here

Buttons for 'Send', 'Copy ReportContent', and 'Clear ReportContent' are visible below the message field. Below the email composition window, a table titled 'Crude Unit Operating Parameters' is displayed, showing data for various time intervals.

Time	Crude Feed Flow	Total Crude to Atm Heater	HN Rundown
16-Sep-21 00:00	503.92	547.88	9.91
16-Sep-21 01:00	504.88	543.66	9.88
16-Sep-21 02:00	505.83	539.44	9.84
16-Sep-21 03:00	506.79	535.22	9.81
16-Sep-21 04:00	507.74	531.00	9.77
16-Sep-21 05:00	508.70	526.78	9.74
16-Sep-21 06:00	509.66	522.56	9.71